



Switching Diodes

DA204U

FEATURES

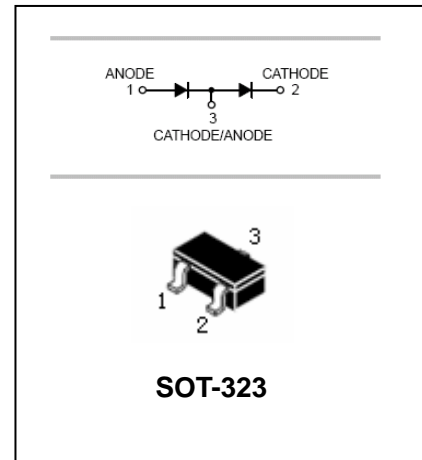
- Power dissipation $P_D=200\text{mW}$.
- Two diode elements are connected in series.



Lead-free

APPLICATIONS

- High speed switching application.



ORDERING INFORMATION

Type No.	Marking	Package Code
DA204U	K	SOT-323

MAXIMUM RATING @ $T_a=25^\circ\text{C}$ unless otherwise specified

Characteristic	Symbol	Limits	Unit
Reverse Voltage	V_R	20	V
Forward Current(DC)	I_F	200	mA
Surge forward Current	I_{FS}	300	mA
	$t=1\mu\text{s}$		
Power Dissipation	P_D	200	mW
Operating Junction Temperature Range	T_j	150	$^\circ\text{C}$
Storage Temperature Range	T_{STG}	-55 to +150	$^\circ\text{C}$

ELECTRICAL CHARACTERISTICS @ $T_a=25^\circ\text{C}$ unless otherwise specified

Characteristic	Symbol	Min	MAX	UNIT	Test Condition
Reverse Breakdown Voltage	$V_{(BR)R}$	20	-	V	$I_R=100\mu\text{A}$
Forward Voltage	V_F	-	1.0	V	$I_F=10\text{mA}$
Reverse Leakage Current	I_R	-	0.1	μA	$V_R=15\text{V}$

Switching Diodes

DA204U

TYPICAL CHARACTERISTICS @ Ta=25°C unless otherwise specified

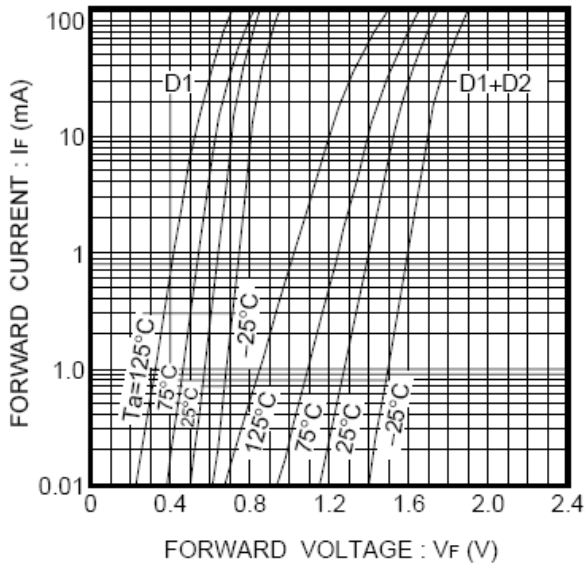


Fig.1 Forward characteristics

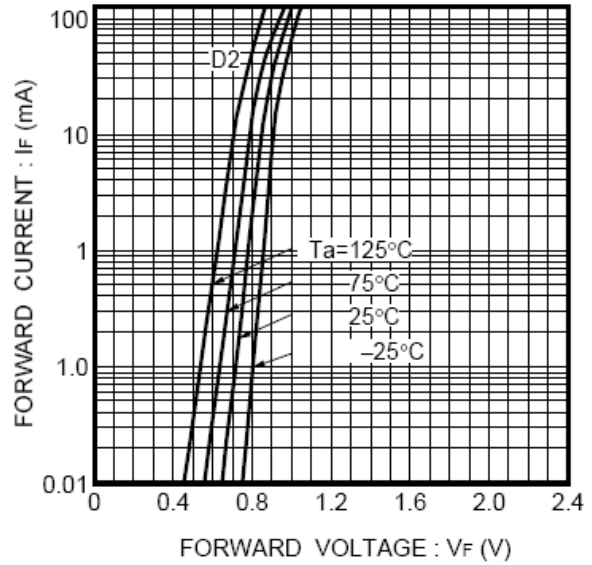


Fig.2 Forward characteristics

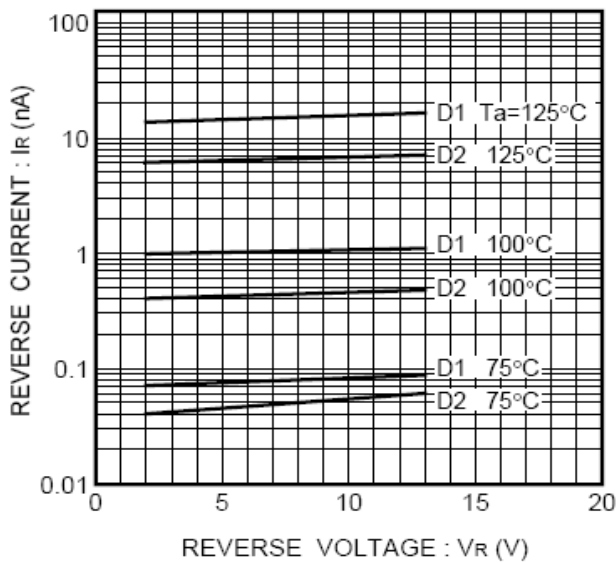


Fig.3 Reverse characteristics

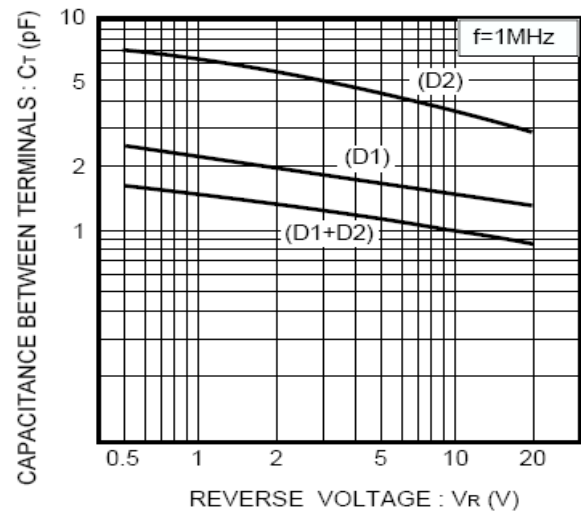


Fig.4 Capacitance between terminals characteristics

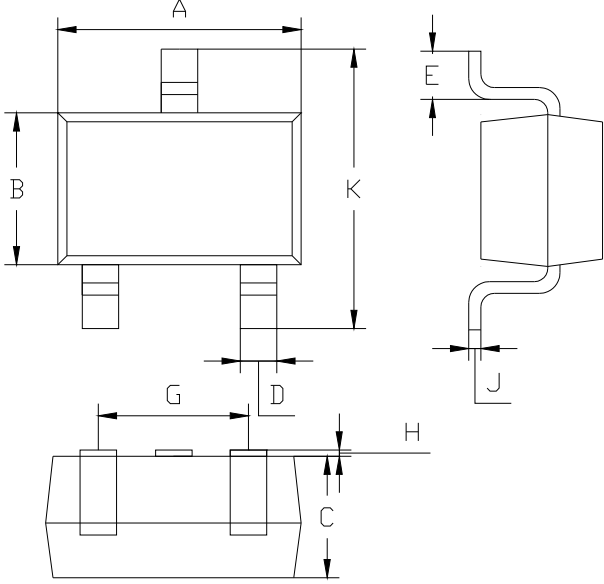
Switching Diodes

DA204U

PACKAGE OUTLINE

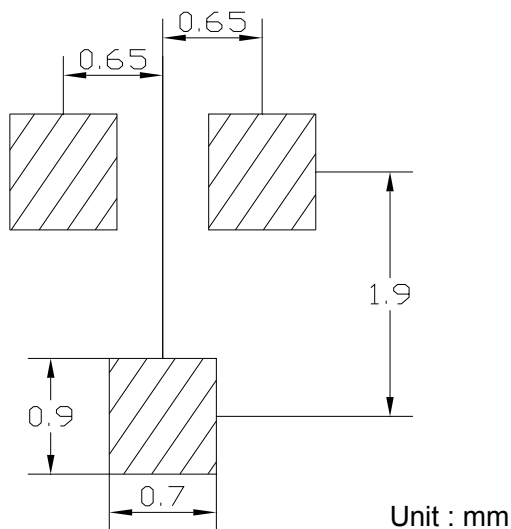
Plastic surface mounted package

SOT-323



SOT-323		
Dim	Min	Max
A	1.8	2.2
B	1.15	1.35
C	1.0Typical	
D	0.15	0.35
E	0.25	0.40
G	1.2	1.4
H	0.02	0.1
J	0.1Typical	
K	2.2	2.4
All Dimensions in mm		

SOLDERING FOOTPRINT



PACKAGE INFORMATION

Device	Package	Shipping
DA204U	SOT-323	3000/Tape&Reel